

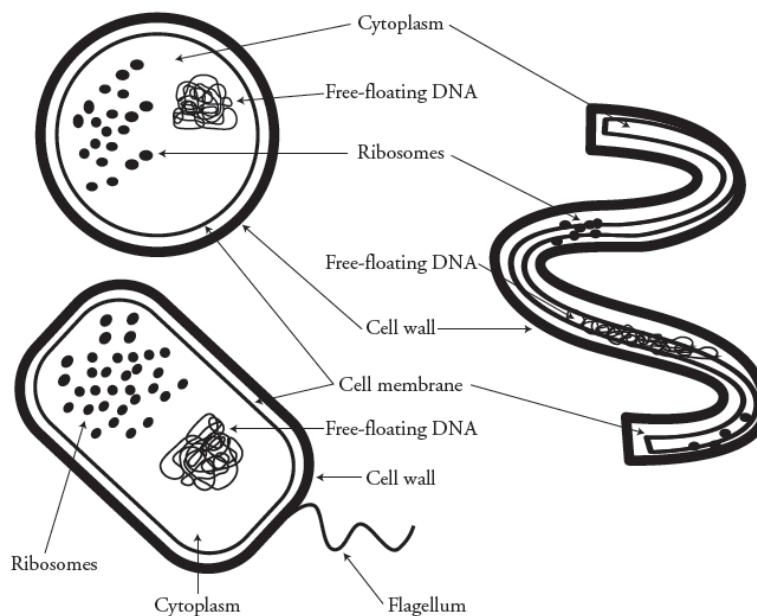
Intro to Cells: Prokaryotic and Eukaryotic - Do all cells have the same structure?

Group Members Names: _____ Date: _____

Introduction:

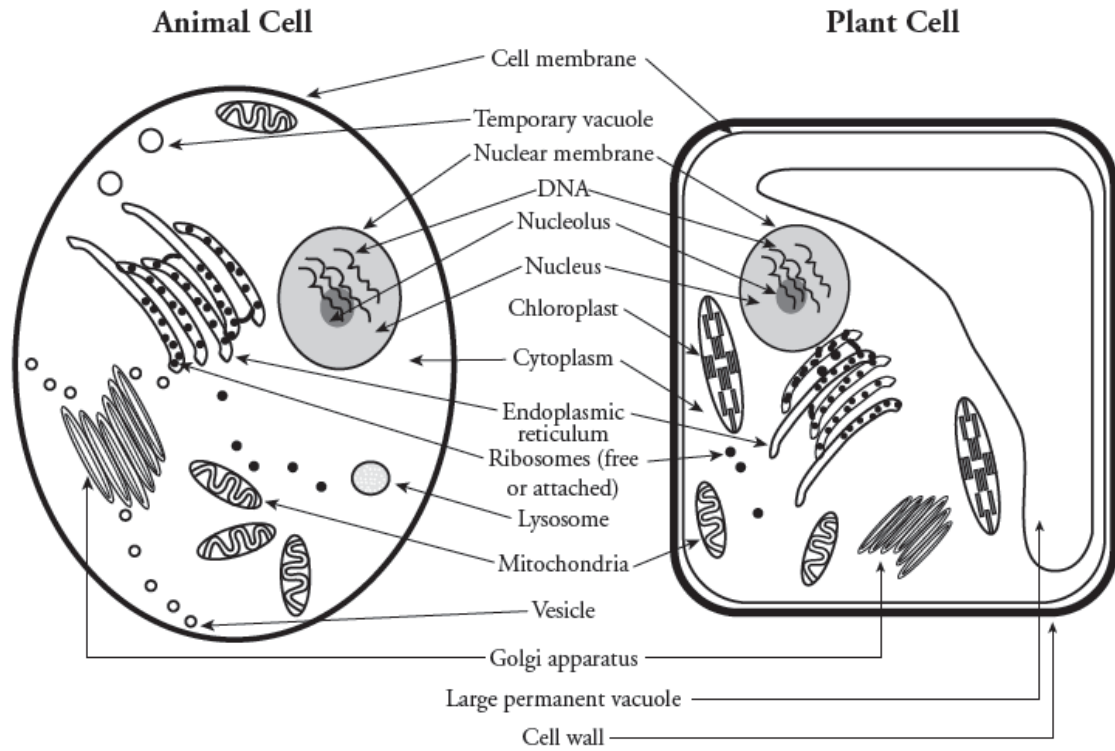
An efficiency apartment is a one-room apartment. This one room is where you sleep, eat, shower, and entertain your guests. It all happens in one room. It is a simple way of living in a small space. A mansion is a large, complex living space with many separate rooms. There are rooms for cooking, eating, sleeping, bathing, reading, watching TV, entertaining guests, exercising, and storage. The rooms in a mansion are constructed for the specific things you would like to be able to do. You can live in simple efficiency or complexity. In this activity we will be looking at cells that are as simple as a one-room efficiency apartment or as complex as a mansion.

Model 1 – Three different types of Bacterial Cells



1. The three bacterial shapes in Model 1 are referred to as **coccus** (sphere), **spirillum**, and **bacillus** (rod). Label the diagrams in Model 1 with the correct descriptions.
2. What is represented by the small dots found in each of the bacteria cells? _____
3. What is the name of the outermost layer that forms a boundary around the outside of each cell? _____
4. How is the DNA described and what does this mean?
5. All the internal structures are suspended (floating) in what substance? _____
6. One of the bacteria in Model 1 has a tail-like structure.
 - a. What is this structure called? _____
 - b. What might be the purpose of this structure?
 - c. Based on your answer to the previous question, what might you infer about the absence of this structure in the other two bacteria cells?

Model 2 – Animal and Plant Cells



7. Looking at Model 2, list at least three structural differences (other than shape) between an animal and a plant cell.

8. Where do you find the DNA in each cell in Model 2? _____

9. Do both cells in Model 2 have a nucleus? _____

10. List the structure(s) that form the boundary between the inside and the outside of each cell in Model 2.

11. What is different about the outermost boundary in a plant cell compared to an animal cell?

12. Decide as a group whether the cells in Model 1 or 2 are more complex and list at least three supporting reasons for your choice.

Model 3 – Structural Comparisons

13. Use the chart in Model 3 to determine the meaning of the word prokaryote.

Word Part	Meaning
pro	before
karyon	nucleus or kernel
eu	true

14. What does the word eukaryote mean?

15. Based on the above word definitions, label the cells in Model 1 and Model 2 as prokaryotic or eukaryotic.

16. By comparing Model 1 and Model 2, what structures are the same in both prokaryotic and eukaryotic cells?

17. What differences are there between a prokaryotic and eukaryotic cell?

18. Refer to Models 1 and 2 to complete the chart to the right. Write a check in the box for each cell in which the word in the first column applies.

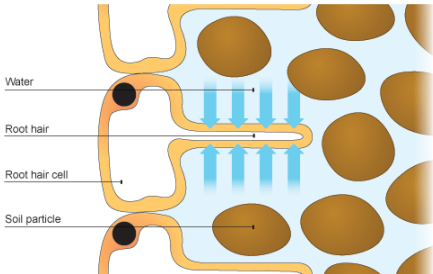
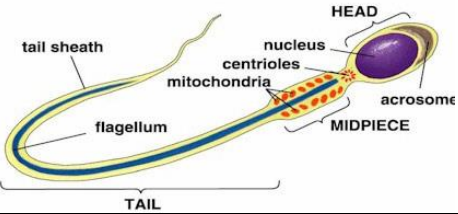
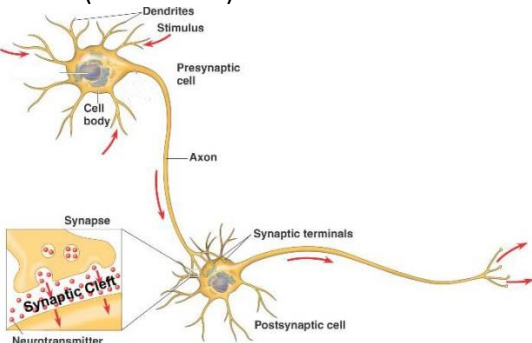
	Bacterial Cell	Animal Cell	Plant Cell	All Cells
Cell Membrane				
Ribosome				
Cytoplasm				
Mitochondria				
Nucleolus				
Nucleus				
DNA				
Cell Wall				
Prokaryotic				
Eukaryotic				

19. Complete the phrase below. Each member must contribute one complete sentence. The words prokaryotic and eukaryotic must be used:

All cells are not the same because...

20. As a group, discuss the opening analogy of an efficiency apartment and a mansion as it relates to cells. Record your final consensus of how this analogy applies to cell structure.

21. Complete the chart by describing the function and structure of each cell.

Cell type	What do you think the function is?	Structural adaptation(s) that enable the cell to carry out its function.
<p style="text-align: center;">Plant Root Hair Cell</p> 		
<p style="text-align: center;">Sperm Cell</p> 		
<p style="text-align: center;">Neurons (Nerve Cells)</p> 		

22. Look up the three parts of the cell theory and write them below.